

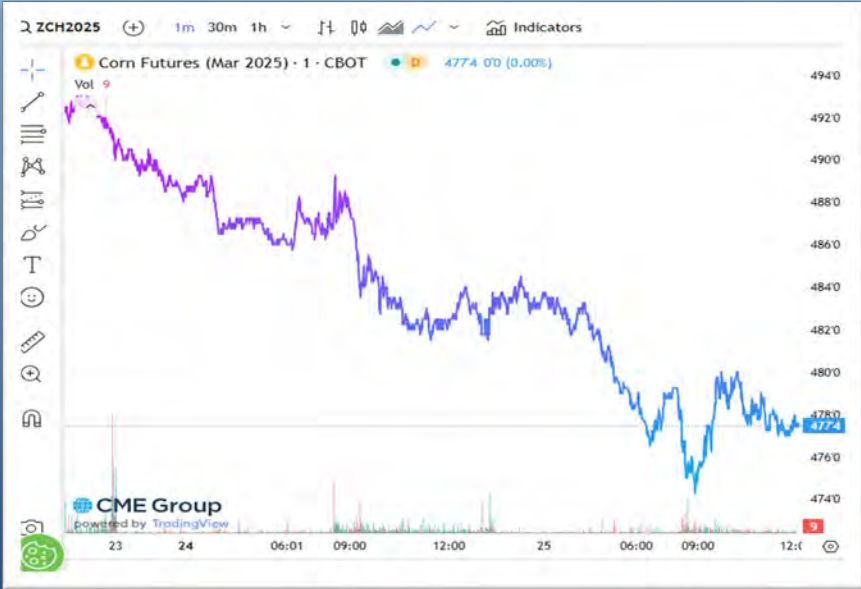
ALBERTA PORK

Chair Report

2025 Semi-Annual Producer Meetings



State of the Industry



Average prices by Timeframe		
Timeframe	\$/ckg	c/lb
13-Week Avg	224.88	102.01
26-Week Avg	228.25	103.53
31-Week Avg	224.19	101.69

Month	\$/ckg	c/lb
April 2025	208.26	94.46
May 2025	223.09	101.19
June 2025	243.76	110.57
July 2025	245.01	111.14
August 2025	236.49	107.27
September 2025	212.15	96.23
October 2025	204.50	92.76
November 2025	197.36	89.52
All Periods	224.19	101.69

Credit: H@ms Marketing Service, February 27, 2025

Farrow-to-Finish Market & Range	Lean Hog Marketing USD Contract(s)	\$/ckg	\$/hog	Corn Price /MT	Soymeal Price /MT	Wheat Price /MT	Barley Price /MT	Feed COP	Fixed COP	Total	Margin
March 2025	Apr, \$93.20	\$225.35	\$261.99	\$335.61	\$546.86	\$319.67	\$307.01	\$144.57	\$77.05	\$221.62	\$41.27
OlyW 20		\$219.34	\$264.79								\$44.06
OlyW 21 R2		\$235.20	\$256.23								\$35.51
ML Lethbridge		\$221.52	\$264.96								\$44.24
April 2025	Apr/Jun, \$94.77	\$234.58	\$272.19	\$339.98	\$548.60	\$327.57	\$311.60	\$146.04	\$77.05	\$223.10	\$48.65
OlyW 20		\$231.75	\$279.05								\$56.86
OlyW 21 R2		\$245.64	\$267.04								\$44.85
ML Lethbridge		\$226.36	\$270.49								\$44.24
May 2025	Apr/Jun, \$104.38	\$243.37	\$282.06	\$345.69	\$552.52	\$336.48	\$317.60	\$147.89	\$77.05	\$224.94	\$58.02
OlyW 20		\$240.04	\$288.57								\$64.53
OlyW 21 R2		\$251.23	\$272.82								\$48.78
ML Lethbridge		\$238.85	\$284.78								\$60.74
June 2025	Jun/Jul, \$105.34	\$260.13	\$300.62	\$350.64	\$558.53	\$344.89	\$322.79	\$149.68	\$77.05	\$226.73	\$74.79
OlyW 20		\$255.89	\$306.79								\$80.96
OlyW 21 R2		\$268.81	\$291.02								\$65.19
ML Lethbridge		\$255.69	\$304.05								\$78.22
July 2025	Jul/Aug, \$105.54	\$264.45	\$305.42	\$352.19	\$562.29	\$348.82	\$324.42	\$150.46	\$77.05	\$227.51	\$78.82
OlyW 20		\$261.25	\$312.95								\$86.34
OlyW 21 R2		\$272.94	\$295.29								\$68.69
ML Lethbridge		\$259.18	\$308.04								\$81.43
August 2025	Aug/Oct, \$101.52	\$258.06	\$298.27	\$349.19	\$566.91	\$352.53	\$321.27	\$150.65	\$77.05	\$227.70	\$71.48
OlyW 20		\$253.60	\$304.16								\$77.36
OlyW 21 R2		\$268.04	\$290.23								\$63.43
ML Lethbridge		\$252.54	\$300.44								\$73.64

\$/ckg values converted to \$/hog utilizing the following variables: 103.5 kg dressed, Oly20@111.0/Oly21@100.00/ML@110.5 indices, Oly premiums \$12.75 per hog & ML premiums \$11.56 per hog

Fixed COP includes: variable costs of \$41.45, fixed costs of \$23.63 & labour of \$11.97 for a total of \$77.05 in Non-Feed COP per hog, which does not include depreciation or interest

Feed COP represents a 6-month feeding period, calculated weekly.

Margin includes cull sow revenue.

Table 3: Canadian pork exports were up in 2024 relative to 5-year average

Tonnes	5 Year average (2019-23)	2024 relative to 5-year average
U.S.	270,158	3%
Japan	200,498	24%
Mexico	118,187	33%
China	262,363	-57%
Philippines	77,861	8%
South Korea	43,539	75%
Rest of world	106,871	28%
Total	1,079,478	2%

Sources: Statistics Canada, FCC Calculations

ECONOMY

Canada suspends pork imports from top U.S. plant amid Trump tariffs

By Tom Polansek • Reuters

Posted March 7, 2025 4:23 pm EST

2 min read



RELATED: '25% is a lot': Canadians brace for grocery price hikes during trade war



Commodities / Agriculture

China hits Canada with retaliatory tariffs on canola oil, pork and seafood

Pushes back against Canada's EV and steel and aluminum tariffs



Bloomberg News

Published Mar 08, 2025 • Last updated 1 day ago • 2 minute read

6 Comments



A canola field in western Canada. Shipments of canola to China stood at 6.39 million tons last year, almost all of...

News / Economy / Retail & Marketing

Costco to reduce Canadian products in U.S. stores in wake of tariffs

Consumers can expect a price increase on items imported from Canada, China and Mexico

Ben Cousins

Published Mar 07, 2025 • 1 minute read

102 Comments



Strawberries from Mexico for sale at a Costco Wholesale Corp. warehouse store in Hawthorne, California. PHOTO BY PATRICK T. FALLON/AFP VIA GETTY IMAGES FILES

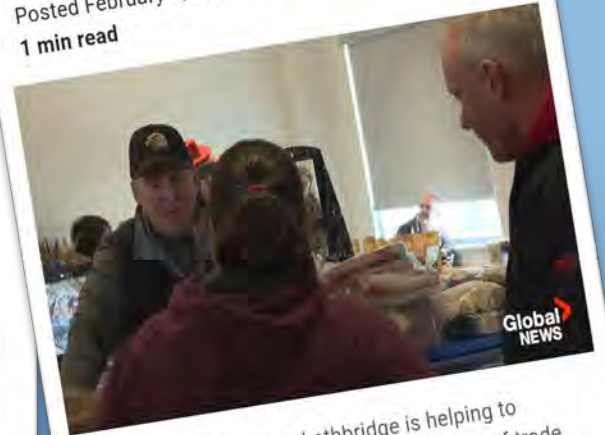
CANADA

Threat of American tariffs pushing Albertans to buy local

By Nakoda Thunderchief • Global News

Posted February 8, 2025 10:05 pm EST

1 min read



A Valentine's Market in Lethbridge is helping to support Canadian businesses as the threat of trade with the U.S. looms. As Nakoda Thunderchief reports, more shoppers are getting on board with shopping local - Feb 8, 2025



As the threat of trade war between Canada and the U.S. looms, more Canadians are...


State of the Industry



Changes to export markets



Market volatility



Higher costs



Counter-tariffs?



New export opportunities?

FCC Knowledge / Economics

2025 Hog outlook: Recovery under threat due to potential trade barriers

Feb 26, 2025 6 min read

[Share](#)



Advocacy

Minnesota Pork Congress

- Rural U.S. supportive of Tariffs
- Short-term pain for long-term gain

Sophisticated in our advocacy efforts work with partners in the U.S.

Impact different provincially

United voice across Canada



Advocacy

African Swine Fever

- Producer compensation
- Wild Boar


Trade agreements

Bill C-293: *An Act respecting pandemic prevention and preparedness*

Municipal Development Plans and Land Use Bylaws



Industry Reinvestment



Your New Directors




Mike Wurz



Arnold van Ginkel

Retiring Directors



Dan Majeau

2018 to 2024



Stan Vanessen

2019 to 2025

Questions?

