

# 8 Domains of Well-Being... COVID-19 Style!

Unquestionably, these are tough days. The COVID-19 pandemic has required us to make significant changes professionally and personally, in a very short period of time, while also attending to our feelings around the disease. For many of us, we may be having trouble partaking in usual activities that support our well-being. This resource was designed to help stimulate ideas for well-being activities during COVID-19.

The idea came during our well-being discussion during the Ontario Veterinary College's Resilience Rotation for fourth year DVM students in March. (This is a 1-week elective rotation involving well-being and resilience instruction in an experiential learning format). Instead of brainstorming well-being activities during "normal times", the students and I decided to create a list of activities that could be done within COVID restrictions. The list took on a life of its own from there, as so many individuals and organizations are sharing great ideas for well-being! I would like to thank the following students for their contributions: **Alison Brennan, Jacqueline Brooks, Aime Brown, Werdah Iqbal, Clarissa O'Sullivan, Andrea Patterson, Alyssa Rice, and Salomon Schroeter**. I would also like to thank the talented **Dr. Alex Sawatzky** for her incredible artistic design and drawings.

The resource is based around Peggy Swarbrick's *Model of Wellness* ([pswarbrick@cspnj.org](mailto:pswarbrick@cspnj.org)) – it is a terrific resource for those who may be looking to learn more. I think it is really important (*especially* right now) to point out that we don't need to attend to ALL domains at once, or all proposed activities. Instead, we can choose those activities that most appeal to us and make whatever small changes are within our control. And it is essential that we be compassionate with ourselves during the process. Whatever we are able to do is great, regardless of the size of the change. Even small changes can be very powerful! They can induce feelings of positivity, personal control, and a sense of agency – and small changes can add up to something really impactful.

I hope this guide is helpful. I'm rooting for you.  
Andria Jones-Bitton


## Contact:

Dr. Andria Jones-Bitton  
Associate Professor, Department of Population Medicine  
Director of Well-Being Programming, Ontario Veterinary College  
University of Guelph  
Email: [aqjones@uoguelph.ca](mailto:aqjones@uoguelph.ca)

## Artistic Design:

Dr. Alex Sawatzky  
Illustrator and Designer  
Email: [as@alex-sawatzky.com](mailto:as@alex-sawatzky.com)

**Disclaimer: This resource is not intended to be medical advice,  
and is meant for personal educational purposes only.**



## EMOTIONAL

The ability to express feelings, enjoy life, adjust to emotional challenges, and cope with stress and traumatic life experiences



## SPIRITUAL

Expanding our sense of purpose and meaning in life



## SOCIAL


Developing a sense of connection, belonging, and a well-developed support system

# WELL-BEING DURING COVID-19



## OCCUPATIONAL

Personal satisfaction and enrichment derived from one's work



## INTELLECTUAL

Recognizing creative abilities and finding ways to expand knowledge and skills




## FINANCIAL

Satisfaction with current and future financial situation



## PHYSICAL

Recognizing the needs for physical activity, diet, sleep, and nutrition



## ENVIRONMENTAL

Good health by occupying pleasant, stimulating environments that support well-being

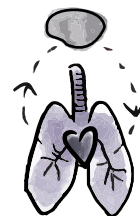
Reference: [Swarbrick and Yudorf, 2015](#)

Contact: [Dr. Andria Jones-Bitton](#), Ontario Veterinary College

Artistic Design: [Dr. Alex Sawatzky](#)

# EMOTIONAL WELL-BEING

**The ability to express feelings, enjoy life, adjust to emotional challenges, and cope with stress and traumatic life experiences\* during COVID-19**




Mind-body techniques; breathing for stress reduction (e.g. [Heart Rate Variability apps](#); [HRV4Training app](#); Kathy Somers' [website](#)).



Write your own [gratitude letter](#). Learn more about gratitude from [Mindful](#).

Gratitude ping-pong – with a partner, take turns saying things you are grateful for, trying not to repeat answers, for 5 minutes. note how you feel afterward!




Journaling for [well-being](#).




Books (e.g. Neil Pasricha's "[You are Awesome: Navigate Change, Wrestle with Failure, Live an Intentional Life](#)"; Humble the Poet's "[Things No One Else Can Teach Us](#)"; Gary John Bishop's "[Unf\\*ck Yourself: Get Out of Your Head and Into Your Life](#)"; anything by [Brené Brown](#)).




Meditation apps (e.g. [Headspace](#), [Calm](#)) or websites (e.g. [Centre for Mindfulness Studies](#), [The Awake Network](#) has a great list of free meditation resources).



Be mindful – there are lots of ways to practice mindfulness. For example, try being present and paying attention to your pets when you pet them. Or, try to be fully present when you're eating.



Setting a daily media / news limit to avoid feelings of overwhelm. Ask a friend to notify you if you're worried about missing something important.



Listen to your favourite music or enjoy a [live stream of a virtual concert](#).



Self-compassion: recognize that we can't do everything we are used to doing; recognize that we are all in the same situation and it is okay; treat ourselves with kindness (speak to ourselves as we would speak to others). Check out [Dr. Kristin Neff](#) for self-compassion exercises, including a [free video series](#).

\* [Swarbrick and Yudorf, 2015](#)